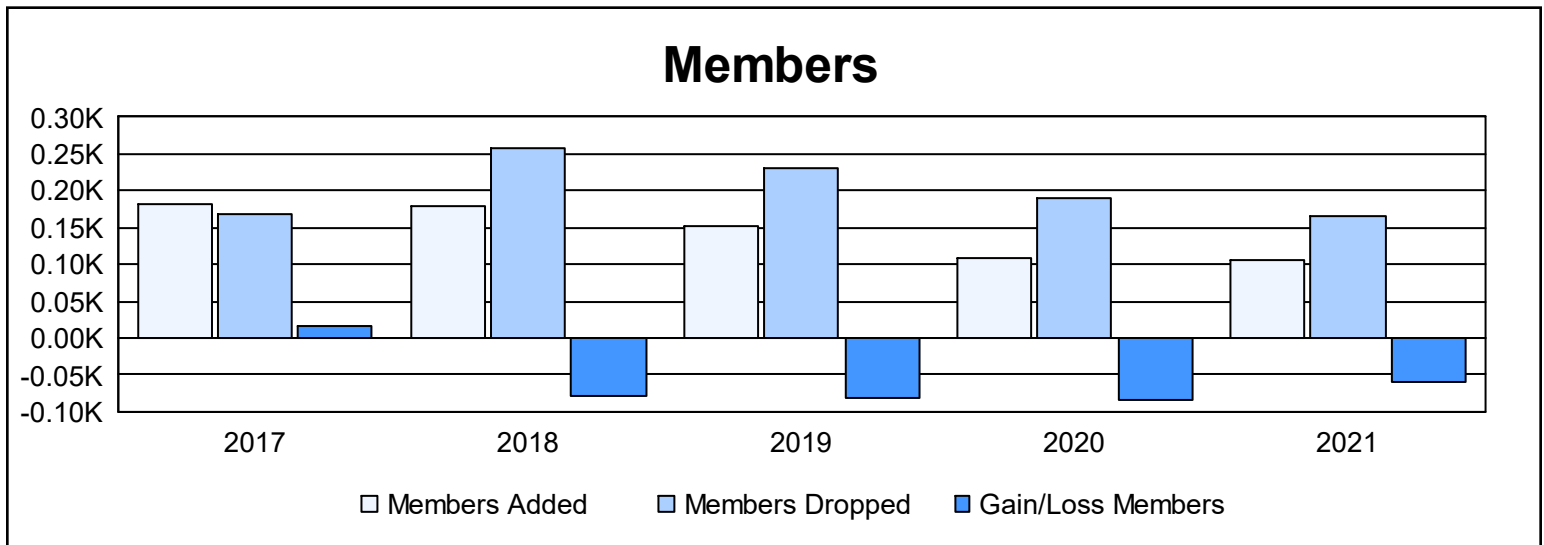
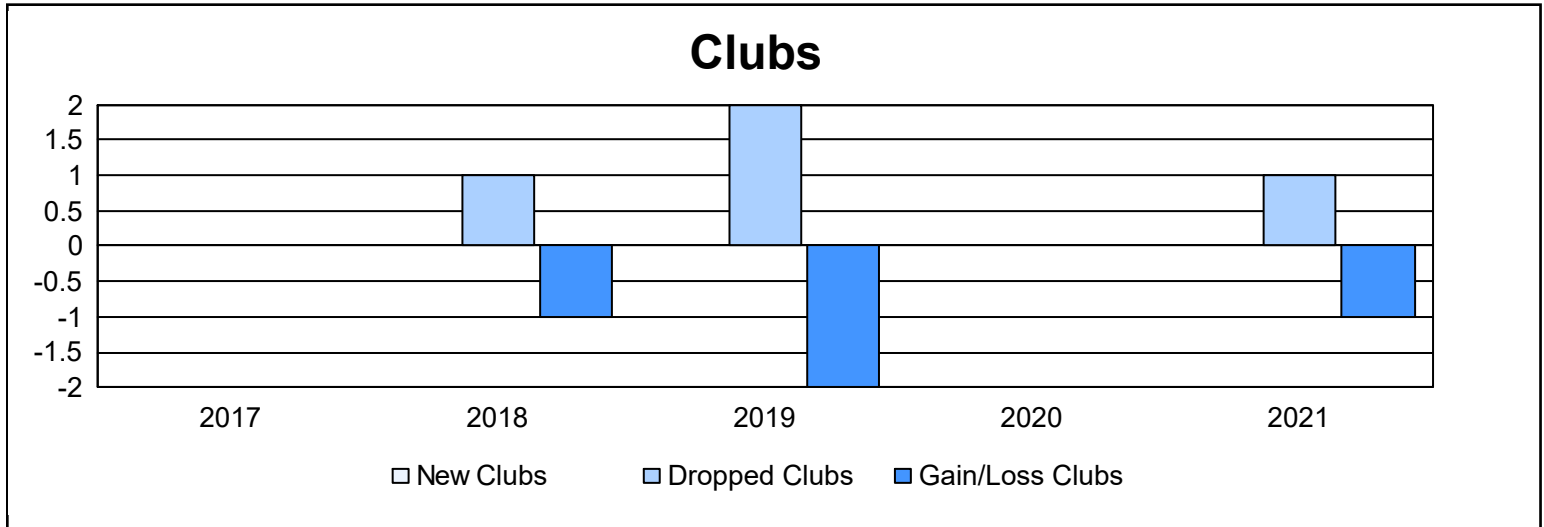
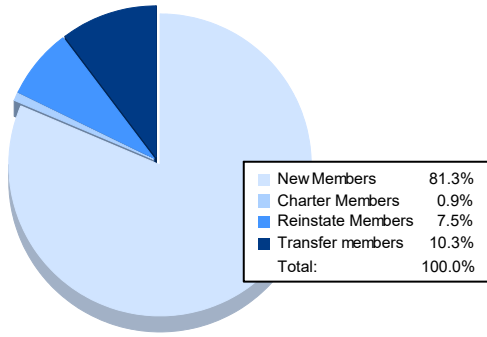


| Year | New Clubs | Dropped Clubs | Gain/ Loss Clubs | New Members | Charter Members | Reinstate Members | Transfer Members | Total Member Added | Total Members Dropped | Gain/ Loss Members |
|----------------|-----------|---------------|------------------|-------------|-----------------|-------------------|------------------|--------------------|-----------------------|--------------------|
| 2016-2017 | 0 | 0 | 0 | 163 | 2 | 6 | 12 | 183 | 168 | 15 |
| 2017-2018 | 0 | 1 | -1 | 141 | 4 | 9 | 25 | 179 | 258 | -79 |
| 2018-2019 | 0 | 2 | -2 | 123 | 3 | 6 | 19 | 151 | 232 | -81 |
| 2019-2020 | 0 | 0 | 0 | 85 | 1 | 3 | 19 | 108 | 191 | -83 |
| 2020-2021 | 0 | 1 | -1 | 87 | 1 | 8 | 11 | 107 | 166 | -59 |
| Average | 0 | 1 | -1 | 120 | 2 | 6 | 17 | 146 | 203 | -57 |



Membership Composition June 2021 Cumulative



Gender Composition June 2021 Cumulative

